

Compact

Low Cost

DIN Rail Mountable

Measurement range fits most applications

24V alarm output with adjustable trip point

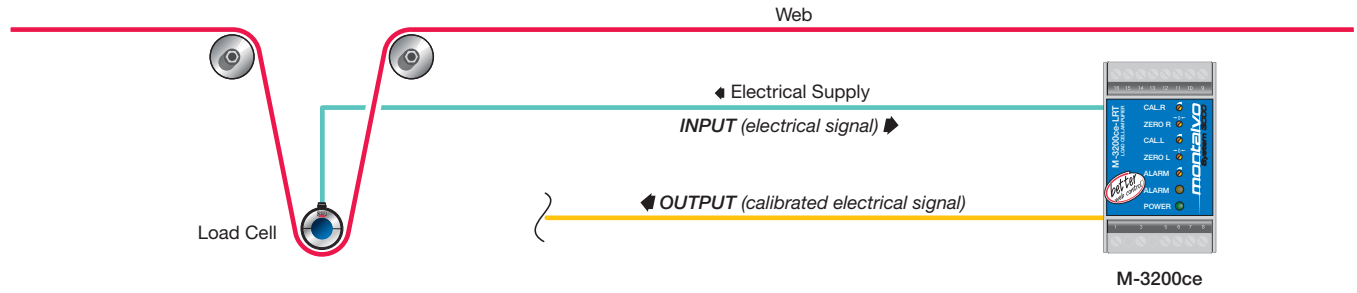


System 3000™

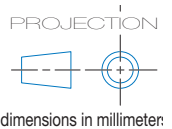
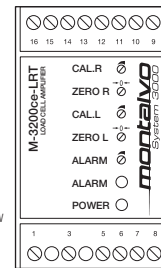

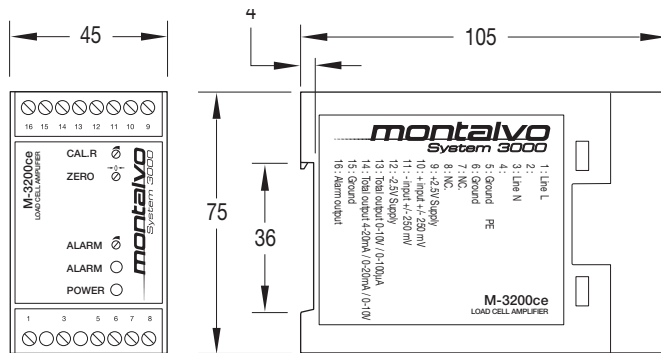
M-3200ce Load Cell Amplifier

M-3200ce modules indicate and monitor web tension by amplifying load cell signals. They provide the excitation voltage as well as zero and calibration circuitry. The output can be used to drive a digital or analog tension meter. For further processing the output can also be interfaced to a PLC, a PC, or a DC, AC or servo drive. The M-3200ce modules work with Montalvo's N, T, and UPB Series semiconductor strain gauge load cells as well as with other brands. Three different amplifier modules are available. The basic model, M-3200ce, indicates and monitors total web tension with adjustments for calibration and zero level. The M-3200ce-LTR provides one additional set of calibration and zero level adjustments for monitoring left, right and total tension simultaneously. The M-3200ce-HI/LO features dual range capability with two calibration adjustments for high and low gain setting.

Typical Application



Specifications



Model

M-3200ce	Total Tension Indication
M-3200ce-HI/LO	Total Tension Indication with Dual Range Capability
M-3200ce-LTR	Left, Total & Right Tension Indication

Specifications

Supply Voltage, Selectable	115 or 230VAC ± 10% (IEC 204-1)
Supply Frequency	48-62 Hz
Overvoltage Category	III (IEC 664)
Maximum internal Fuse Size	5x20 mm 115V/80mA(T) / 230V/50mA(T)
Maximum Supply Fuse size	10 A
Maximum Power Consumption	3.5 VA
Load Cell Input	± 250 mVDC
Input Impedance	100 kΩ
Load Cell Supply	± 2.50 VDC ± 1%
Zero Range Adjustment	50% of Load Cell Rating (± 250 mVDC)
Gain Adjustment	11 to 510
Alarm Output Voltage	24 VDC ± 15%
Maximum Alarm Output Load	> 650 Ω
Process Output Maximum Load (Current)	500 Ω
Process Output Maximum Load (Voltage)	5000 Ω
Testing Voltage - Primary to Secondary	3.75kV for 1 minute
Accuracy	Better than 1%

Other

Connections	Removable Terminal Blocks
Mounting	DIN Rail 35mm
Mounting Orientation	Not Critical
Ambient Temperature Range: Operating	-10°C to 50°C
Ambient Temperature Range: Storage	-10°C to 80°C
Humidity	< 95% Non-Condensing
Degree of Protection	IP20 (IEC 529)
Material Degree of Inflammability	UL 94 VO
Weight (approx.)	0.3 kg
Size (LxWxH)	75mm x 45mm x 105mm
Installation Environment (Pollution Degree)	2
EMC-Immunity	EN 50082-2 Industry
EMC-Emission	EN 50081-1 Trade and Light Industry

Features

Meter Output, Selectable	0 to 100 µA / 0 to 10V, Max. Load 5 mA
Process Output, Selectable	0 to 20mA / 4 to 20 mA / 0 to 10V