



- Range expander*
- Web break detection*
- Inertia compensation*
- Transferable memory card*
- RS-232 interface to computer*
- Industrial standard fieldbus connections*

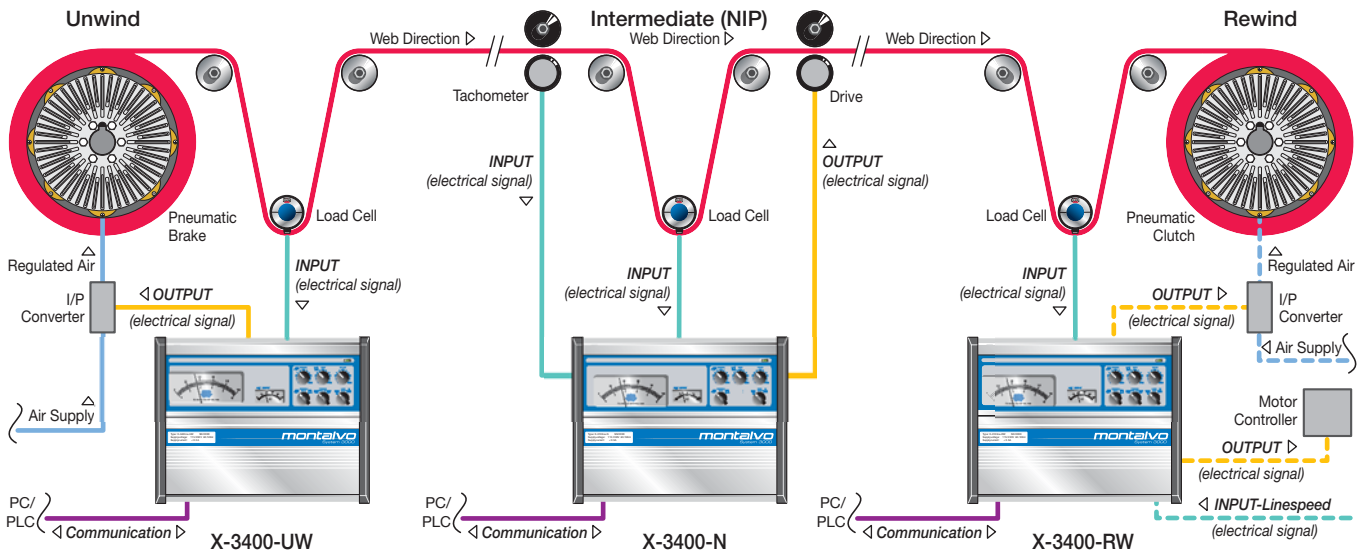


System 3000™

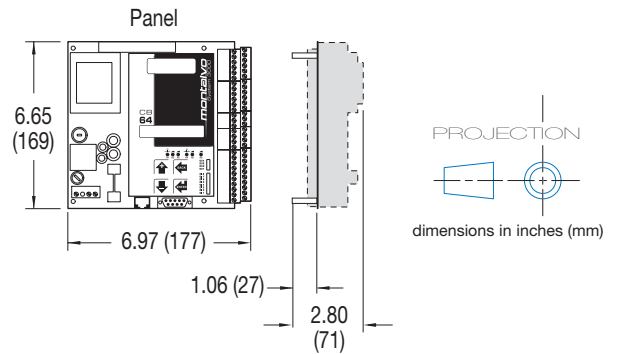
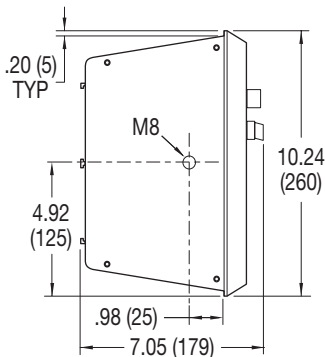
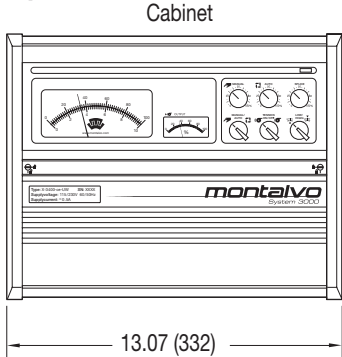
X-3400 Tension Controller

The X-3400 is Montalvo's most advanced web tension controller. With an optimized combination of analog and digital features the controller provides accurate, repeatable tension control on all web processing machinery. Using feedback from load cells, the X-3400 may be used on unwind or rewind applications. With feedback from load cells and a tachometer input, the X-3400 may also be used as an intermediate controller. Other features include: digital diagnostics, web break detection and, when combined with Montalvo's P-3000-RE, a cycling range expander with 2, 3 or 4 valves for optimum brake control. The Montalvo X-3400 controller is available mounted in a System 3000 cabinet or as a circuit board.

Typical Application



Specifications



Electrical

AC Input	115 or 230 VAC ± 10% (IEC-60204-1) 48 to 62 Hz
Fuse Size (115 V)	160 mA T (slow-blowing type)
Fuse Size (230 V)	80 mA T (slow-blowing type)
Overvoltage Category	II (IEC 664)
Test Voltage	3.75 kV for 1 minute primary to secondary
Max Power Consumption	12 VA
Max External Input Fuse	10 A
Noise Immunity	EN 50082-2 industrial
Noise Emission	EN 50081-1
Load Cell Supply	± 2.5 VDC ± 5%
Load Cell Input	0 to ± 250 mVDC
Load Cell Input (optional)	0 to 10 VDC
Zero Range (tare)	50% of load cell rating
Calibration Range	11 to 480
Regulator Outputs	0 to 10 VDC, Max. load 5 mA
	4 to 20 mA / 0 to 20 mA, RL = 0 to 1000 Ω
Meter Outputs	0 to 100 μA
	0 to 10 VDC, Max. load 5 mA
Analog Input Voltage	0 to 10 VDC, RI = 1000 Ω
Digital Input Voltage	15 to 30 VDC, RI = 10k Ω
Digital Output Voltage	24 VDC ± 15%, Max. load 100 mA
	Total load 4 outputs 350 mA
Standards	Designed to meet UL 508 and EN 60204

Environmental

Temperature Range	Operating: 32 to 122°F (0 to 50°C)
	Storage: 14 to 176°F (-10 to 80°C)
Degree of Protection	Cabinet: IP54
	Panel Model: IP10

Physical

Weight (approx.)	Cabinet Model: ~ 8.8 lb (4.0 kg)
	Panel Model: ~ 2.2 lb (1.0 kg)
Size (WxDxH)	Cabinet Model: 13.07 x 7.05 x 10.24 (332 x 179 x 260)
	Panel Model: 6.97 x 2.80 x 6.65 (177 x 71 x 169)
Cut-Out (WxH)	Cabinet Model: 12.85 x 9.96 (326 x 253)
Cut-Out Tolerance	+0.04/-0 (+1/-0)
Dimensions	inches (mm)

Standard Functions (cabinet)*

Auto Setpoint	All
Manual / Auto	All
Manual Setpoint	Unwind, Rewind
Tension On / Off	Unwind, Rewind
Taper	Rewind

Other Functions (optional)

Low / High Scale	All
Range Expansion (requires P-3000-RE)	Unwind
Splice	Unwind, Rewind
Taper	Unwind, NIP Controller for Surface Rewinder

Communication (optional)

RS-232** (includes software & cable)	All
DeviceNet	All
Profibus DP	All
CANopen	All
Modbus	All
RWD™ (remote wireless diagnostics)***	All

* All functions available in panel model

** Controller setup through RS-232

*** Requires customer supplied modem and connection

